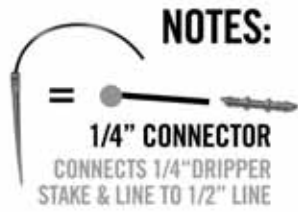


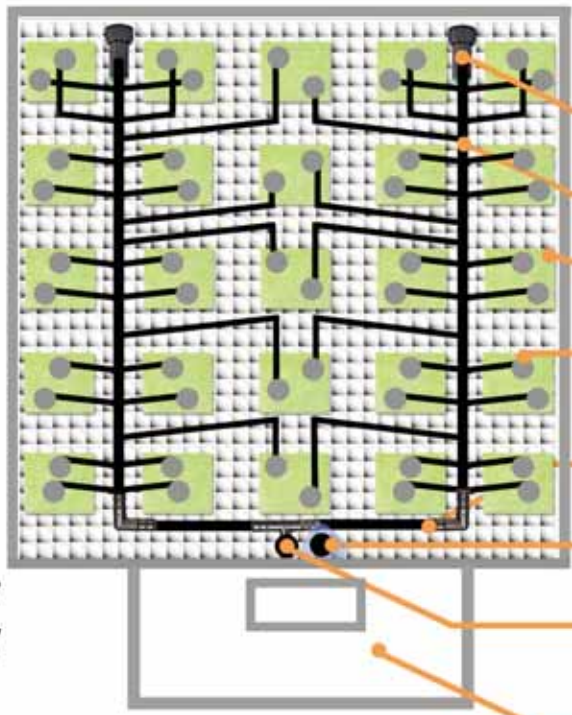


# 4X4 TRAY DRIP SYSTEM CONFIGURATION

(25 PLANT SETUP WITH PARTS)



**SLOPE OF TRAY**



## COMPONENTS:

1/2" END CAP

1/2" DRIP LINE

6" ROCKWOOL

1/4" LINE & DRIPPER STAKE

1/2" ELBOW

3/4" DRAIN FITTING

1/2" TEE CONNECTED TO PUMP BELOW

RESERVOIR

## NECESSARY SUPPLIES:

- 4 x 4 Grow Tray
- 20-40 Gallon Reservoir (*This can be a rubber-maid tub to save money*)
- 2 Bags of Hydroton Grow Rocks (You will have 1/2 bag left over.)
- 25 ft. of 1/4" Tubing
- 15 ft. of 1/2" Tubing
- (50) Pack of 1/4" Connectors
- (16) Drip Stakes
- (2) Compression End Caps
- (1) 3/4" Bulkhead Drain Fitting
- (1) Screen for Drain Fitting
- (1) 1" Bulhead Fitting
- (1) Riser for 1" Bulkhead
- (3) 1/2" Elbow Fitting
- (1) 1/2" Tee Fitting
- (16) 3 Gallon Pots

## Fittings necessary to make Drip Rings (*Please also see Drip Ring Info Sheet*):

- (2) 50 Pack of 1/4" Tees = (5) 1/4" Tee's per Ring x 16 Rings
- 25 ft. of 1/4" Tubing = (16) 7-8" Diameter Drip Rings

**Alternative Configuration for 4x4 Tray on back of this sheet. (25) 6 Inch Plant Sites.**

3560 STATE STREET  
SANTA BARBARA, CA 93105  
PHONE: 805.898.9922  
FAX: 805.898.0047

5900 E. SPRING STREET #F  
LONG BEACH, CA 90815  
PHONE: 562.627.5636  
FAX: 562.627.1618

496 W. MEATS AVE.  
ORANGE, CA 92865  
PHONE: 714.974.4769  
FAX: 805.921.4769

© 2007 GCH, INC.  
www.gchydro.com  
info@gchydro.com  
TOLL FREE: 877.MY.HYDRO  
69-49376

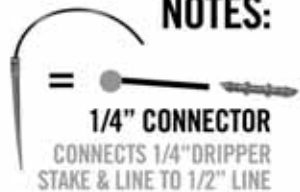




# 4X4 TRAY DRIP SYSTEM CONFIGURATION

(25 PLANT SETUP WITH PARTS)

## NOTES:



**1/4" CONNECTOR**

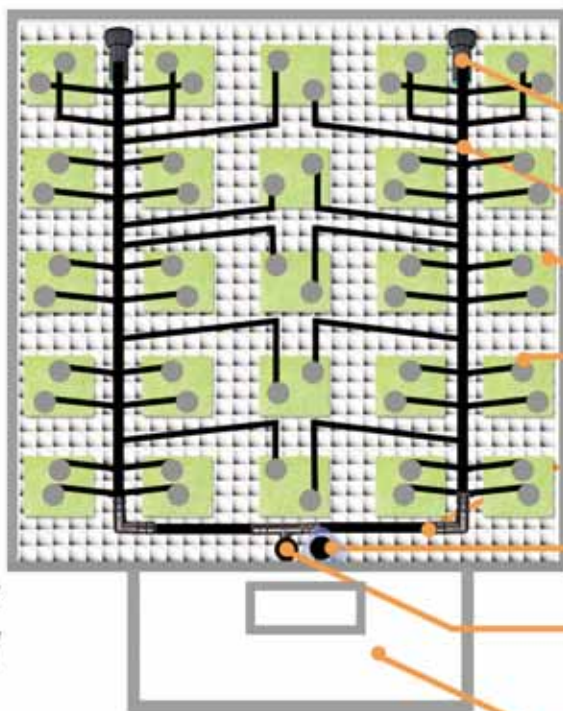
CONNECTS 1/4" DRIPPER STAKE & LINE TO 1/2" LINE



**DRIP CIRCLE**

ALT. (BETTER) METHOD:  
CREATES MORE EVEN FLOW

**SLOPE OF TRAY**



## COMPONENTS:

1/2" END CAP

1/2" DRIP LINE

6" ROCKWOOL

1/4" LINE &  
DRIPPER STAKE

1/2" ELBOW

3/4" DRAIN FITTING

1/2" TEE CONNECTED  
TO PUMP BELOW

RESERVOIR

## NECESSARY SUPPLIES:

- 4 x 4 Grow Tray
- 20-40 Gallon Reservoir (*This can be a rubber-maid tub to save money*)
- Egg Crate - Lighting Grid (Comes in 2x4 sheets - purchased at Home Depot / Lowes.)
- 100 ft. of 1/4" Tubing
- 15 ft. of 1/2" Tubing
- (1-2) 50 Packs of 1/4" Connectors
- (50) Drip Stakes
- (2) 1/2" Compression End Caps
- (1) 3/4" Bulkhead Drain Fitting
- (1) Screen for Drain Fitting
- (1) 1" Bulhead Fitting
- (1) Riser for 1" Bulkhead
- (3) 1/2" Elbow Fitting
- (1) 1/2" Tee Fitting
- (25) 6" HUGO Rockwool

## Fittings necessary to make Drip Rings (*Please also see Drip Ring Info Sheet*):

- (3) 50 Pack of 1/4" Tees = (5) 1/4" Tee's per Ring x 25 Rings
- 25 ft. of 1/4" Tubing = (25) 5" Diameter Drip Rings

**Alternative Configuration for 4x4 Tray on back of this sheet. (16) Ten Inch Plant Sites.**

3560 STATE STREET  
SANTA BARBARA, CA 93105  
PHONE: 805.898.9922  
FAX: 805.898.0047

5900 E. SPRING STREET #F  
LONG BEACH, CA 90815  
PHONE: 562.627.5636  
FAX: 562.627.1618

496 W. MEATS AVE.  
ORANGE, CA 92865  
PHONE: 714.974.4769  
FAX: 805.921.4769

© 2007 GCH, INC.  
www.gchydro.com  
info@gchydro.com  
TOLL FREE: 877.MY.HYDRO  
65-49376

